

FAUX GRANITE, MARBLE, AND SOLID AVAILABLE

Faux Granite
 OL75 Arctic
 OL74 Carbon*
 OS88 Concrete*
 OL76 Frost
 OL99 Galaxy
 OL67 Galena (Large)
 OS67 Galena (Small)
 OL95 Gold Star
 OL91 Jameson
 OL70 Latte*

OL98 Moonstone
 OL78 Nightfall*
 OL97 Nimbus
 OL72 Pebble
 OL96 Pewter
 OL77 Sea Salt
 OL73 Seashell
 OL93 Starlight
 OL92 Tiramisu
 OL94 Twilight
 OL59 Walnut Toffee

Marble
 O08 Platinum on White
 O01 White on White

Solid
 O31 White

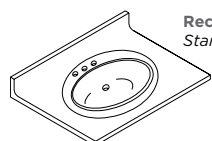
* Available Gloss Only

STANDARD BOWLS

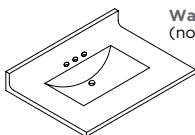
WIDTH: 19", 25", 31", 37", 43", 49", 61", 73" **DEPTH:** 19" & 22"

OVERALL HEIGHT: 4-1/4" (Includes Backsplash)

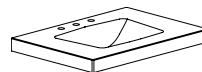
NOTE: 19"W X 17"D available, bowl is not recessed. 61"W & 73"W available 22" DEPTH ONLY.



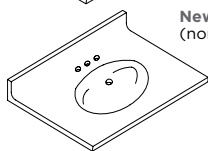
Recessed Oval Bowl
 Standard unless specified.



Wave Bowl
 (non-recessed) 22"D Only



Venecia Top
 Available Sizes:
 WIDTH: 31", 37" or 49"
 DEPTH: 22"



Newport Bowl*
 (non-recessed)



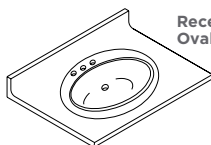
Corner Bowl
 25"W x 25"D
 4" Center Only

DOUBLE BOWL: Specify (DB) Available 61"W (15.5" bowl center) and 73"W (18.5" bowl center)

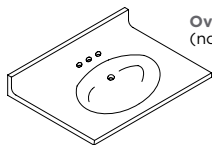
FINISH: Gloss (Standard) or Matte

FAUCET DRILLING: 4"(Standard), 8" Widespread Specify(W), Single Hole Specify(S), No Drill Specify(N)

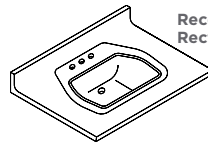
CUSTOM BOWL SHAPE OPTIONS



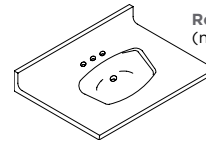
Recessed Oval Bowl



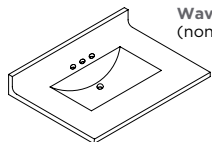
Oval Bowl*
 (non-recessed)



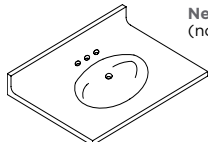
Recessed Rectangle Bowl



Rectangle Bowl*
 (non-recessed)



Wave Bowl*
 (non-recessed)



Newport Bowl*
 (non-recessed)

* Non-recessed oval and rectangle bowls must have at least 13-1/2" from edge of top to center of drain and minimum 30"W.

* Wave Bowl must have at least 11-1/8" from edge of top to center of drain.

* Newport bowl must have at least 12" from edge of top to center of drain.

QUARTZ TOPS

Top Specifications:

SINGLE BOWL WIDTHS: 25", 31", 37", 43", 49", 61", 73"

DOUBLE BOWL WIDTHS: 61", 73"

61"W (15-1/2" center of bowl) Specify DB

73"W (18-5/8" center of bowl) Specify DB

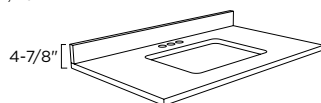
DEPTH: 22-1/4" (front to back)

THICKNESS: 2cm thick (approx. 7/8")

BACKSPASH: 4"H by 2 cm thick (approx. 7/8")

HEIGHT: 4-7/8"H (includes 7/8" top plus 4" backsplash)

FAUCET DRILLING: 4", 8", Single or No Drill (ND)



Color Options: Brushed Flannel (OQBF), Chipped Ice (OQCI), Jasmine White (OQJW), Simply Grey (OQSG), White Ice (OQWI)